

Using Twitter to get text message updates from the California Browncoats (and others).

New to Twitter? New to text message alerts on Twitter? Anti-Twitter? No worries, this guide will get you on the right track in no time!

So first, why twitter? Why not use email/phone/text messages? Let's face it; Comic-con is very chaotic. Despite the programming and schedules a lot of random cool stuff happens, randomly. With how busy things are, calling or emailing or texting 60 people isn't always the best way to get info out. For example, Nathan Fillion & Mark Sheppard stopped by the California Browncoats booth last year and signed for a few hours. It wasn't planned or scheduled and when they showed up there wasn't a good way for us to tell the masses.

Now there is! The California Browncoats has a twitter account that we use for official announcements and happenings. So how would you keep up with the announcements? Even with a smart phone and a twitter app it might be hard to keep track of CABC announcements. This is where Twitter text alerting comes into play. With text alerting you get a text message when specific people you follow, that you enable for alerts, send a twitter message. You determine who will cause the alerts and when you get alerts.

So how do you get started? First get a Twitter account. It's free, fast and easy to set up. Go to www.twitter.com.

After you are set up, start off by adding the California Browncoats (<http://twitter.com/CABrowncoats>) Navigate to the CABC twitter page and click the "Follow" Button. When you follow people, you get to see their tweets in your home page (also called your timeline).

Next, go to your settings, located in your upper right hand side of the browser. Select the Devices tab.

Account Password **Devices** Notices Picture Design

Twitter is more fun when used through your mobile phone. Set yours up!

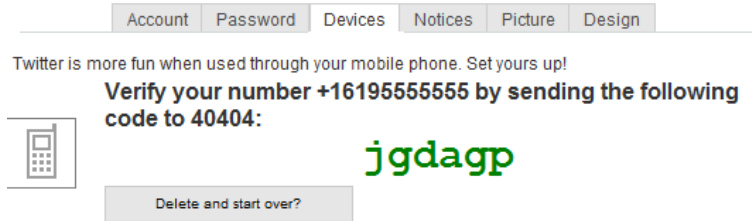
Mobile Phone

Please precede your number with a "+" and your country code (leaving off the leading 0 of your number if applicable). Examples: +447781488126 or +12125551212. [Need help?](#)

It's okay for Twitter to send txt messages to my phone. Standard rates apply.

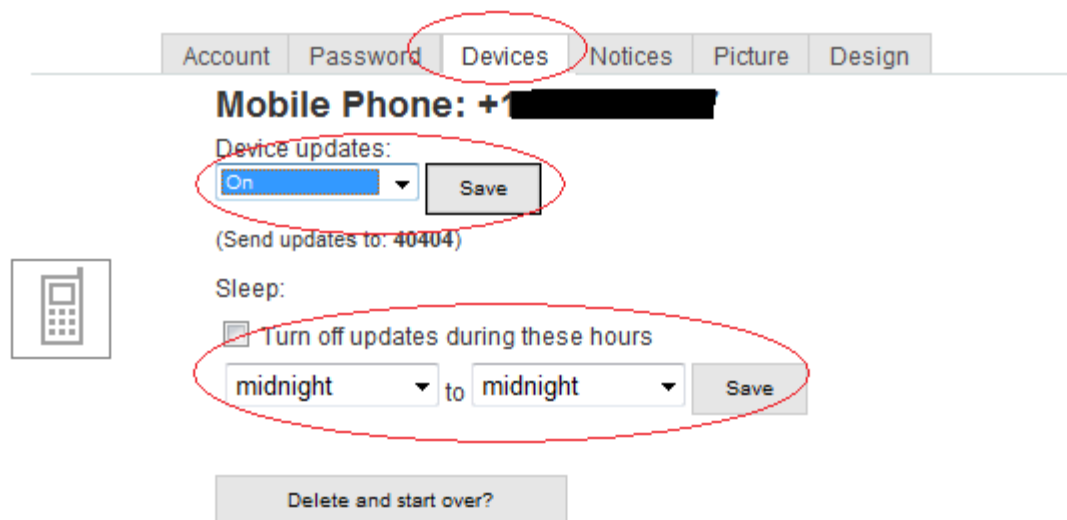
Enter your phone number. Select the check box and click on Save.

The next screen will ask you to text a code to 40404. This is to verify your phone number and activate your alerting.



You will get a text message back from twitter verifying your device and lets you know that SMS alerts are enabled. **Standard SMS charges apply!**

Select a different tab and click back to Devices again. You will now have a different screen.



Device updates options:

On - you get all your alerts from those you choose (default option)

Off- Off! Pretty simple

Direct Messages: You get alerts on direct messages only

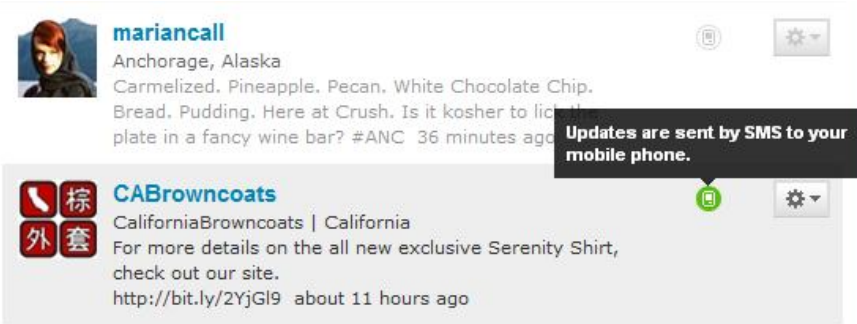
Sleep: Choose starting time and ending time you don't want any text message alerts.

So now your mobile device is ready for alerts! At this stage, even though alerting is turned on, you won't get any text messages from Twitter. You need to choose whose tweets will trigger an alert.

There are two ways to do this. First way you can do this is via your "following" list.



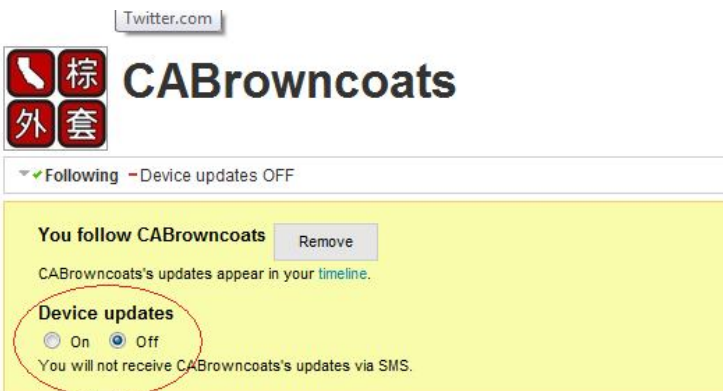
Click on "following" on the right hand column under your username. You'll be presented with a list of people you follow. By default, everyone's device updates are turned off. For those that you would want text alerts for, like the California Browncoats, you would select the "ON" option by clicking on the mini cell icon. If it is green, it means SMS alerts are enabled.



Another way to turn on or off alerting (device updates) is by directly going to that user's page. For example, navigate to the California Browncoats page (www.twitter.com/CABrowncoats). Click on the area that shows you are following the CABC and Device updates are off.



The area will expand to show options. Simply choose to turn on (or off) the device update choices to determine if you want to get alerts from that person.



So there you have it. Quick and simple way to set up text alerts. Follow www.twitter.com/CABrowncoats for official announcements, the latest news and any surprise visits we may get at the booth from those in the Whedonverse!